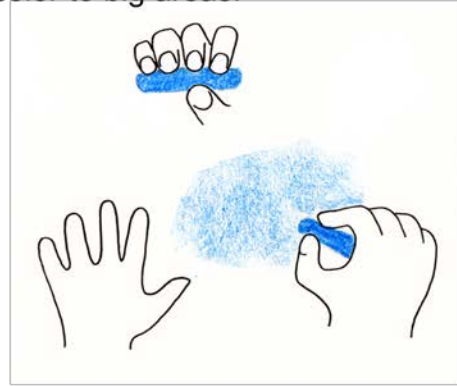


Crayon Techniques


Discover the power of crayons by experimenting and sharing discoveries.



Use the **side** of the crayon to add color to big areas.




Use the **tip** for small places.



Try graduating the color from light to dark.

Blend colors



What else can you do with crayons?

Crayon lesson is from Unit 1: Thinking and Working as Artists and Designers: Unit Opener

This unit introduces children to the **habits of mind** and **approaches to learning** offered by the visual arts. The curriculum takes an **exploratory** approach to tools, materials and concepts. As teachers guide these explorations, they also step into uncharted territory. They **open themselves** to the new ways of thinking, describing, categorizing and arranging discovered by the children. In this way, **teachers and children become collaborators** in the great adventure of learning.

Learning to use, respect and care for tools and materials; experimenting with **multiple ways** to approach a new task; engaging muscles and developing physically; practicing and refining new skills; striving for **just the right words to describe** work and ideas – these are all important parts of what it means to discover the artist within. At the same time, learning takes place in a **group setting** as children become part of a community of researchers, thinkers and participating members.

This curriculum makes connections to every aspect of a child's (and a teacher's) development. While exploring the potential of a variety of artists' tools, materials and ways of working, children construct the understandings and approaches to learning that they need to succeed in the 21st Century – and not just in art.