

# ECE Program Accreditation & QRIS

## Proven Strategies to Survive, Thrive, and Achieve Your Quality Goals

Presented By Rachel Robertson & Miriam Dressler





# Session Objectives



**Discuss  
goals of  
TPQE**




**Identify  
steps that  
lead to  
success**

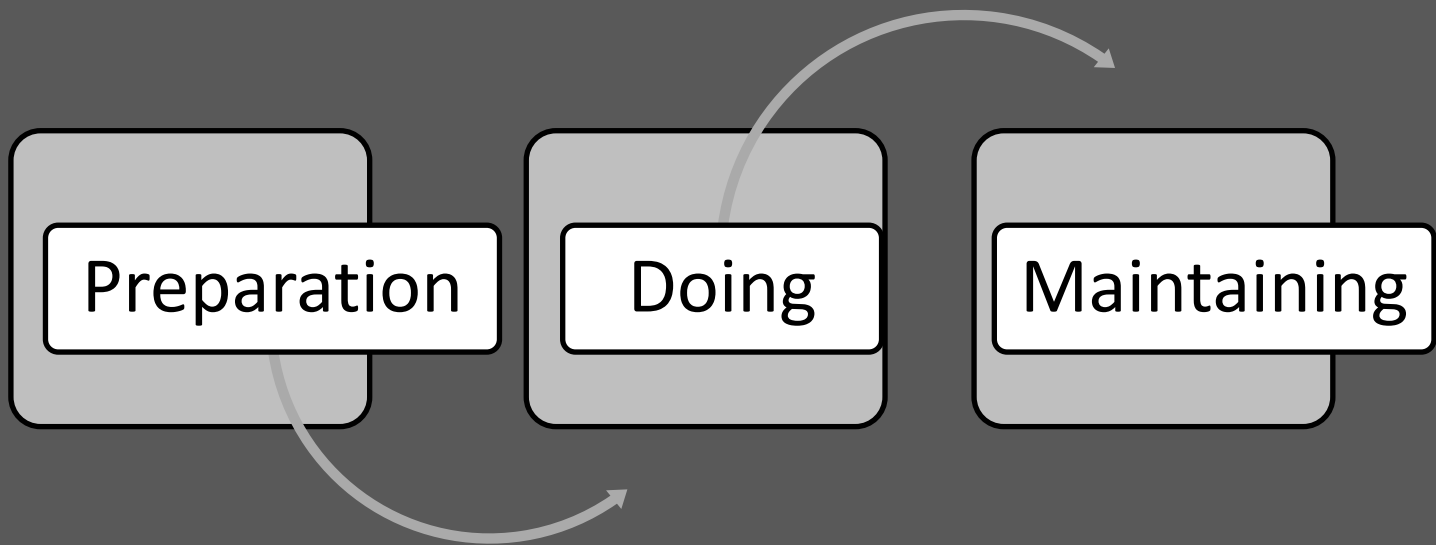


**Share  
proven tips  
and  
suggestions**






# The Journey of Achieving Quality Goals

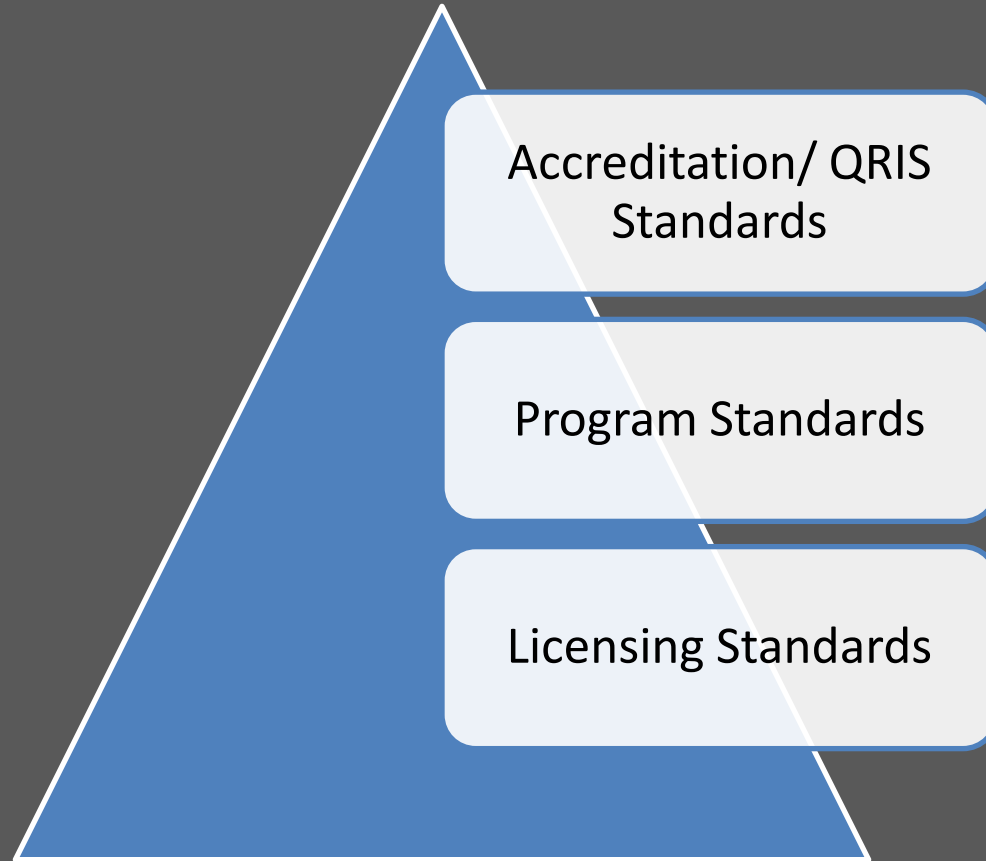




**Why Bother?**



# Preparing for the Process



Find the holes in your Swiss Cheese!

Ask Yourself:	Yes	No
1. Have you determined the primary reasons you want to pursue a third party quality endorsement?		
1. Do you have specific outcomes in mind?		
1. Do you believe your staff and families will support and contribute to the effort?		
1. Are you willing to honestly assess your program and make necessary changes?		
1. Are you able to commit financially and time-wise?		
1. Is the turnover rate relatively stable, both of the management and the staff?		
1. Is the family satisfaction rate consistently high?		
1. Does your program have defined policies and procedures?		
1. Does the program have an educational philosophy and offer learning opportunities in all domains of early childhood development?		
1. Is a high level of health & safety a priority?		
1. Is the program in good standing with licensing?		



# The Leader **MUST** focus on...

Professional  
Development

Change  
Management

Effective  
Communication

Goal Setting

Adult Learning  
and Motivation

A young boy with brown hair, wearing a blue and purple striped long-sleeved shirt and khaki pants, is smiling and holding a silver clipboard with a black pen. He is positioned on the left side of the slide. Above him is a white rectangular box with a black border containing the text 'Professional Development'.

**Professional  
Development**

## **A few tips...**

**Consider it essential rather than extra**

- 2. Determine who has the highest level and go for it!**
- 3. Create a chart of mandatory and optional trainings for all systems to track.**
- 4. Immediately create for a PDP for each staff member and use it!**



## A few tips...

1. Evaluate your own attitude toward change.
2. Create a shared vision – a visual map.
3. Understand everyone's response to change and use it for your benefit.



# Effective Communication



## A few tips...

1. **Develop a communication hub and keep it updated.**
2. **Understand how each person communicates most effectively.**
3. **Communicate with the three Cs: Clear, Concise, and Complete**

## A few tips...

1. Learn about goal setting.
2. Align actions with goals.
3. Personalize and internalize.
4. Write measurable goals and measure them.



Goal Setting

## A few tips...

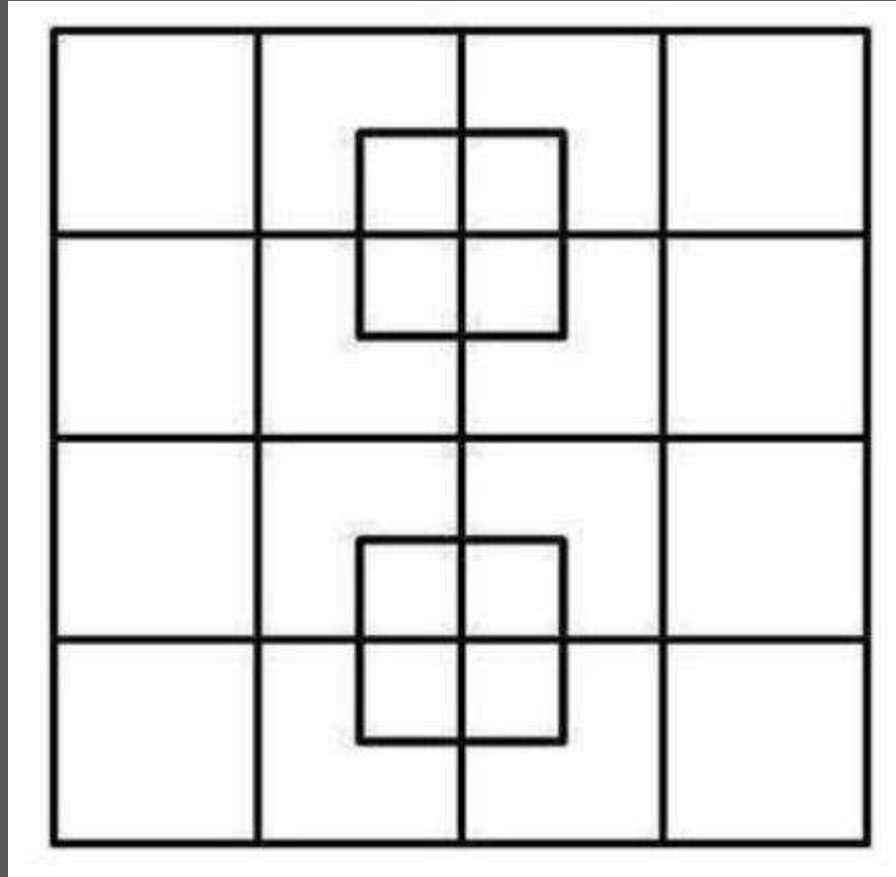
1. Understand the difference between an adult learner and a child learner.
2. Telling isn't training.
3. New skills require practice.
4. Go from known to unknown.

Adult Learning  
and Motivation





# The Challenge of Remaining Objective





# Ready, Set, Go...

1. Assessment
2. Action Plans
3. Follow-Up





# Maintaining Quality



**Avoiding ‘teaching to the test’, by keeping these questions in mind:**

**Is this task for the visit?**

**Is this a quality improvement task? If so, what do I need to put in place to ensure its long-term survival?**

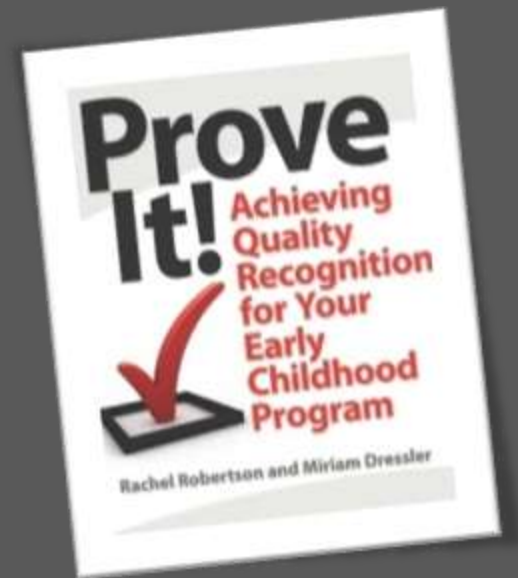
# Useful Tools & Resources

- State or National System Tools
- Resources on specific standards/topics
- Local AEYC

And of course....

## Prove It:

- Step-by-Step guidance
- Tools such as:
  - Timeline planner
  - Physical environment checklist
  - Daily walkabout sheet
  - And more....





# What Tips Do You Have?

**Miriam Dressler**

---

miriam@bloomlearning.com

**Rachel Robertson**

---

rlsrobertson@gmail.com